

ILLINOIS STATE BOARD OF EDUCATION  
School Business Services Division

Accounting Basis:

Cash  
 Accrual

SCHOOL DISTRICT BUDGET FORM \*  
July 1, 2016 - June 30, 2017

Balanced budget, no deficit  
reduction plan is required.

Date of Amended Budget: \_\_\_\_\_  
(MM/DD/YY)

District Name: Macomb Community Unit School District 185  
District RCDT No: 26-062-1850-26

If your FY16 AFR states that you need to do a deficit reduction plan and your FY17 budget is balanced please state the measures you took to have your budget become balanced. (Bckgrnd-Assumpt 25-26)

Budget of Macomb Community Unit School District 185, County of McDonough,  
State of Illinois, for the Fiscal Year beginning July 1, 2016 and ending June 30, 2017.

WHEREAS the Board of Education of Macomb Community Unit School District 185,  
County of McDonough, State of Illinois, caused to be prepared in tentative form a budget, and the Secretary  
of this Board has made the same conveniently available to public inspection for at least thirty days prior to final action thereon;

AND WHEREAS a public hearing was held as to such budget on the 19th day of September, 2016,  
notice of said hearing was given at least thirty days prior thereto as required by law, and all other legal requirements have been complied with;






NOW, THEREFORE, Be it resolved by the Board of Education of said district as follows:  
Section 1: That the fiscal year of this school district be and the same hereby is fixed and declared to be

beginning July 1, 2016 and ending June 30, 2017.

Section 2: That the following budget containing an estimate of amounts available in each Fund, separately, and expenditures from each  
be and the same is hereby adopted as the budget of this school district for said fiscal year.

ADOPTION OF BUDGET

The budget shall be approved and signed below by members of the School Board. Adopted this 19th  
day of September, 2016 by a roll call vote of 6 Yeas, and 0 Nays, to wit:

** MEMBERS VOTING YEA:	** MEMBERS VOTING NAY:
	
	
	
	
	

\* Based on the 23 Illinois Administrative Code-Part 100 and inconformity with Section 17-1 of the School Code.  
\*\* Type in the members who voted "YEA" nor "NAY". Actual school board member signatures are not required for electronic submission.

- (1) A certified copy of this document must be filed with the county clerk within 30 days of adoption as required by Section 18-50 of the Property Tax Code (35 ILCS 200/18-50).
- (2) Districts are required to submit the adopted/amended budget electronically to ISBE within 30 days of adoption or by October 30, whichever comes first. Budgets are submitted to: <https://sec1.isbe.net/attachmgr/default.aspx> The electronic version does not require member signatures.

	A	B	C	D	E	F	G	H	I	J	K	L
1	<i>Begin entering data on EstRev 5-10 and EstExp 11-17 tabs.</i>		(10)	(20)	(30)	(40)	(50)	(60)	(70)	(80)	(90)	
2	Description (Enter Whole Numbers Only)	Acct #	Educational	Operations & Maintenance	Debt Service	Transportation	Municipal Retirement/ Social Security	Capital Projects	Working Cash	Tort	Fire Prevention & Safety	
3	ESTIMATED BEGINNING FUND BALANCE July 1, 2016 <sup>1</sup>		9,772,634	3,631,277	749,102	3,793,221	884,062	0	2,286,388	293,260	2,770,144	
4	<b>RECEIPTS/REVENUES</b>											
5	LOCAL SOURCES	1000	10,415,549	1,862,296	1,238,443	954,111	650,717	0	78,848	358,812	126,260	
6	FLOW-THROUGH RECEIPTS/REVENUES FROM ONE DISTRICT TO ANOTHER DISTRICT	2000	0	0		0	0					
7	STATE SOURCES	3000	5,706,037	0	0	633,060	0	0	0	0	0	
8	FEDERAL SOURCES	4000	1,312,761	0	0	0	0	0	0	0	0	
9	Total Direct Receipts/Revenues <sup>9</sup>		17,434,347	1,862,296	1,238,443	1,587,171	650,717	0	78,848	358,812	126,260	
10	Receipts/Revenues for "On Behalf" Payments <sup>2</sup>	3998	5,000,000									
11	Total Receipts/Revenues		22,434,347	1,862,296	1,238,443	1,587,171	650,717	0	78,848	358,812	126,260	
12	<b>DISBURSEMENTS/EXPENDITURES</b>											
13	INSTRUCTION	1000	10,796,223				286,695					
14	SUPPORT SERVICES	2000	5,575,589	2,111,077		1,317,500	412,865	0		358,500	557,000	
15	COMMUNITY SERVICES	3000	0	0		0	0					
16	PAYMENTS TO OTHER DISTRICTS & GOVT UNITS	4000	372,500	7,000	0	0	0	0		0	0	
17	DEBT SERVICES	5000	0	0	1,336,444	0	0			0	0	
18	PROVISION FOR CONTINGENCIES	6000	100,000	0	0	0	0	0		0	0	
19	Total Direct Disbursements/Expenditures <sup>9</sup>		16,844,312	2,118,077	1,336,444	1,317,500	699,560	0		358,500	557,000	
20	Disbursements/Expenditures for "On Behalf" Payments <sup>2</sup>	4180	5,000,000	0	0	0	0	0		0	0	
21	Total Disbursements/Expenditures		21,844,312	2,118,077	1,336,444	1,317,500	699,560	0		358,500	557,000	
22	Excess of Direct Receipts/Revenues Over (Under) Direct Disbursements/Expenditures		590,035	(255,781)	(98,001)	269,671	(48,843)	0	78,848	312	(430,740)	
23	<b>OTHER SOURCES/USES OF FUNDS</b>											
24	<b>OTHER SOURCES OF FUNDS (7000)</b>											
25	<b>PERMANENT TRANSFER FROM VARIOUS FUNDS</b>											
26	Abolishment the Working Cash Fund <sup>16</sup>	7110										
27	Abatement of the Working Cash Fund <sup>16</sup>	7110										
28	Transfer of Working Cash Fund Interest	7120										
29	Transfer Among Funds	7130										
30	Transfer of Interest	7140										
31	Transfer from Capital Projects Fund to O&M Fund	7150		0								
32	Transfer of Excess Fire Prev & Safety Tax & Interest <sup>3</sup> Proceeds to O&M Fund	7160		0								
33	Transfer of Excess Accumulated Fire Prev & Safety Bond and Int <sup>3a</sup> Proceeds to Debt Service Fund	7170			0							
34	<b>SALE OF BONDS (7200)</b>											
35	Principal on Bonds Sold <sup>4</sup>	7210										
36	Premium on Bonds Sold	7220										
37	Accrued Interest on Bonds Sold	7230										
38	Sale or Compensation for Fixed Assets <sup>5</sup>	7300										
39	Transfer to Debt Service to Pay Principal on Capital Leases	7400			104,758							
40	Transfer to Debt Service Fund to Pay Interest on Capital Leases	7500			0							
41	Transfer to Debt Service Fund to Pay Principal on Revenue Bonds	7600			0							
42	Transfer to Debt Service Fund to Pay Interest on Revenue Bonds	7700			0							
43	Transfer to Capital Projects Fund	7800						0				
44	ISBE Loan Proceeds	7900										
45	Other Sources Not Classified Elsewhere	7990										
46	Total Other Sources of Funds <sup>8</sup>		0	0	104,758	0	0	0	0	0	0	

	A	B	C	D	E	F	G	H	I	J	K	L
1	<i>Begin entering data on EstRev 5-10 and EstExp 11-17 tabs.</i>		(10)	(20)	(30)	(40)	(50)	(60)	(70)	(80)	(90)	
2	Description (Enter Whole Numbers Only)	Acct #	Educational	Operations & Maintenance	Debt Service	Transportation	Municipal Retirement/ Social Security	Capital Projects	Working Cash	Tort	Fire Prevention & Safety	
47	<b>OTHER USES OF FUNDS (8000)</b>											
49	<b>TRANSFER TO VARIOUS OTHER FUNDS (8100)</b>											
50	Abolishment or Abatement of the Working Cash Fund <sup>16</sup>	8110							0			
51	Transfer of Working Cash Fund Interest	8120							0			
52	Transfer Among Funds	8130										
53	Transfer of Interest <sup>6</sup>	8140										
54	Transfer from Capital Projects Fund to O&M Fund	8150										
55	Transfer of Excess Fire Prev & Safety Tax & Interest <sup>3</sup> Proceeds to O&M Fund	8160										
56	Transfer of Excess Accumulated Fire Prev & Safety Bond <sup>3a</sup> and Int Proceeds to Debt Service Fund	8170										
57	Taxes Pledged to Pay Principal on Capital Leases	8410	104,758									
58	Grants/Reimbursements Pledged to Pay Principal on Capital Leases	8420										
59	Other Revenues Pledged to Pay Principal on Capital Leases	8430										
60	Fund Balance Transfers Pledged to Pay Principal on Capital Leases	8440										
61	Taxes Pledged to Pay Interest on Capital Leases	8510										
62	Grants/Reimbursements Pledged to Pay Interest on Capital Leases	8520										
63	Other Revenues Pledged to Pay Interest on Capital Leases	8530										
64	Fund Balance Transfers Pledged to Pay Interest on Capital Leases	8540										
65	Taxes Pledged to Pay Principal on Revenue Bonds	8610										
66	Grants/Reimbursements Pledged to Pay Principal on Revenue Bonds	8620										
67	Other Revenues Pledged to Pay Principal on Revenue Bonds	8630										
68	Fund Balance Transfers Pledged to Pay Principal on Revenue Bonds	8640										
69	Taxes Pledged to Pay Interest on Revenue Bonds	8710										
70	Grants/Reimbursements Pledged to Pay Interest on Revenue Bonds	8720										
71	Other Revenues Pledged to Pay Interest on Revenue Bonds	8730										
72	Fund Balance Transfers Pledged to Pay Interest on Revenue Bonds	8740										
73	Taxes Transferred to Pay for Capital Projects	8810										
74	Grants/Reimbursements Pledged to Pay for Capital Projects	8820										
75	Other Revenues Pledged to Pay for Capital Projects	8830										
76	Fund Balance Transfers Pledged to Pay for Capital Projects	8840										
77	Transfer to Debt Service Fund to Pay Principal on ISBE Loans	8910										
78	Other Uses Not Classified Elsewhere	8990										
79	<b>Total Other Uses of Funds <sup>9</sup></b>		104,758	0	0	0	0	0	0	0	0	0
80	<b>Total Other Sources/Uses of Fund</b>		(104,758)		104,758	0	0	0	0	0	0	0
81	<b>ESTIMATED ENDING FUND BALANCE June 30, 2017</b>		10,257,911	3,375,496	755,859	4,062,892	835,219	0	2,365,236	293,572	2,339,404	

SUMMARY OF EXPENDITURES (by Major Object)												
	Description	Acct #	(10)	(20)	(30)	(40)	(50)	(60)	(70)	(80)	(90)	Total By Object
			Educational	Operations & Maintenance	Debt Service	Transportation	Municipal Retirement/ Social Security	Capital Projects	Working Cash	Tort	Fire Prevention & Safety	
86	<b>Object Name</b>											
87	Salaries	100	10,824,679	984,723		0		0		0	0	11,809,402
88	Employee Benefits	200	2,437,182	134,663		0	699,560	0		0	0	3,271,405
89	Purchased Services	300	1,959,750	515,691	0	962,500		0		358,500	7,000	3,803,441
90	Supplies & Materials	400	886,492	212,000		155,000		0		0	0	1,253,492
91	Capital Outlay	500	24,800	254,000		200,000		0		0	550,000	1,028,800
92	Other Objects	600	590,500	7,000	1,336,444	0	0	0		0	0	1,933,944
93	Non-Capitalized Equipment	700	120,909	10,000		0		0		0	0	130,909
94	Termination Benefits	800	0	0		0						0
95	<b>Total Expenditures</b>		16,844,312	2,118,077	1,336,444	1,317,500	699,560	0		358,500	557,000	23,231,393

## SUMMARY OF CASH TRANSACTIONS

1	A	B	C	D	E	F	G	H	I	J	K
2	Description (Enter Whole Numbers Only)	Acct #	(10) Educational	(20) Operations & Maintenance	(30) Debt Service	(40) Transportation	(50) Municipal Retirement/ Social Security	(60) Capital Projects	(70) Working Cash	(80) Tort	(90) Fire Prevention & Safety
3	BEGINNING CASH BALANCE ON HAND July 1, 2016 <sup>7</sup>		15,079,939	4,406,153	1,308,899	4,070,661	1,205,334	0	2,315,845	456,848	2,898,895
4	Total Direct Receipts & Other Sources <sup>8</sup>		17,434,347	1,862,296	1,343,201	1,587,171	650,717	0	78,848	358,812	126,260
5	<b>OTHER RECEIPTS</b>										
6	Interfund Loans Payable (Loans from Other Funds)	411									
7	Interfund Loans Receivable (Repayment of Loans)	141									
8	Notes and Warrants Payable	433									
9	Other Current Assets	199									
10	Total Other Receipts		0	0	0	0	0	0	0	0	0
11	Total Direct Receipts, Other Sources, & Other Receipts		17,434,347	1,862,296	1,343,201	1,587,171	650,717	0	78,848	358,812	126,260
12	Total Amount Available		32,514,286	6,268,449	2,652,100	5,657,832	1,856,051	0	2,394,693	815,660	3,025,155
13	Total Direct Disbursements & Other Uses <sup>9</sup>		16,949,070	2,118,077	1,336,444	1,317,500	699,560	0	0	358,500	557,000
14	<b>OTHER DISBURSEMENTS</b>										
15	Interfund Loans Receivable (Loans to Other Funds) <sup>10</sup>	141									
16	Interfund Loans Payable (Repayment of Loans)	411									
17	Notes and Warrants Payable	433									
18	Other Current Liabilities	499									
19	Total Other Disbursements		0	0	0	0	0	0	0	0	0
20	Total Direct Disbursements, Other Uses, & Other Disbursements		16,949,070	2,118,077	1,336,444	1,317,500	699,560	0	0	358,500	557,000
21	ENDING CASH BALANCE ON HAND June 30, 2017 <sup>7</sup>		15,565,216	4,150,372	1,315,656	4,340,332	1,156,491	0	2,394,693	457,160	2,468,155

	A	B	C	D	E	F	G	H	I	J	K
1			(10)	(20)	(30)	(40)	(50)	(60)	(70)	(80)	(90)
2	Description (Enter Whole Numbers Only)	Acct #	Educational	Operations & Maintenance	Debt Service	Transportation	Municipal Retirement/ Social Security	Capital Projects	Working Cash	Tort	Fire Prevention & Safety
3	<b>RECEIPTS/REVENUES FROM LOCAL SOURCES (1000)</b>										
4	<b>AD VALOREM TAXES LEVIED BY LOCAL EDUCATION AGENCY</b>	<b>1100</b>									
5	Designated Purposes Levies <sup>11</sup>	-	9,051,467	1,679,976	1,230,703	897,556	292,093		64,108	355,572	115,640
6	Leasing Purposes Levy <sup>12</sup>	1130	102,436								
7	Special Education Purposes Levy	1140	104,096								
8	FICA and Medicare Only Levies	1150					324,939				
9	Area Vocational Construction Purposes Levy	1160									
10	Summer School Purposes Levy	1170									
11	Other Tax Levies (Describe & Itemize)	1190									
12	<b>Total Ad Valorem Taxes Levied by District</b>		<b>9,257,999</b>	<b>1,679,976</b>	<b>1,230,703</b>	<b>897,556</b>	<b>617,032</b>	<b>0</b>	<b>64,108</b>	<b>355,572</b>	<b>115,640</b>
13	<b>PAYMENTS IN LIEU OF TAXES</b>	<b>1200</b>									
14	Mobile Home Privilege Tax	1210	18,000								
15	Payments from Local Housing Authority	1220									
16	Corporate Personal Property Replacement Taxes <sup>13</sup>	1230	335,000	60,000		30,000	25,500				
17	Other Payments in Lieu of Taxes (Describe & Itemize)	1290									
18	<b>Total Payments in Lieu of Taxes</b>		<b>353,000</b>	<b>60,000</b>	<b>0</b>	<b>30,000</b>	<b>25,500</b>	<b>0</b>	<b>0</b>	<b>0</b>	<b>0</b>
19	<b>TUITION</b>	<b>1300</b>									
20	Regular Tuition from Pupils or Parents (In State)	1311	9,000								
21	Regular Tuition from Other Districts (In State)	1312									
22	Regular Tuition from Other Sources (In State)	1313									
23	Regular Tuition from Other Sources (Out of State)	1314									
24	Summer School Tuition from Pupils or Parents (In State)	1321									
25	Summer School Tuition from Other Districts (In State)	1322									
26	Summer School Tuition from Other Sources (In State)	1323									
27	Summer School Tuition from Other Sources (Out of State)	1324									
28	CTE Tuition from Pupils or Parents (In State)	1331									
29	CTE Tuition from Other Districts (In State)	1332									
30	CTE Tuition from Other Sources (In State)	1333	18,000								
31	CTE Tuition from Other Sources (Out of State)	1334									
32	Special Education Tuition from Pupils or Parents (In State)	1341									
33	Special Education Tuition from Other Districts (In State)	1342									
34	Special Education Tuition from Other Sources (In State)	1343									
35	Special Education Tuition from Other Sources (Out of State)	1344									
36	Adult Tuition from Pupils or Parents (In State)	1351									
37	Adult Tuition from Other Districts (In State)	1352									
38	Adult Tuition from Other Sources (In State)	1353									
39	Adult Tuition from Other Sources (Out of State)	1354									
40	<b>Total Tuition</b>		<b>27,000</b>								
41	<b>TRANSPORTATION FEES</b>	<b>1400</b>									
42	Regular Transportation Fees from Pupils or Parents (In State)	1411				180					
43	Regular Transportation Fees from Other Districts (In State)	1412									
44	Regular Transportation Fees from Other Sources (In State)	1413									
45	Regular Transportation Fees from Co-curricular Activities (In State)	1415									
46	Regular Transportation Fees from Other Sources (Out of State)	1416									
47	Summer School Transportation Fees from Pupils or Parents (In State)	1421									
48	Summer School Transportation Fees from Other Districts (In State)	1422									
49	Summer School Transportation Fees from Other Sources (In State)	1423									
50	Summer School Transportation Fees from Other Sources (Out of State)	1424									
51	CTE Transportation Fees from Pupils or Parents (In State)	1431									
52	CTE Transportation Fees from Other Districts (In State)	1432									
53	CTE Transportation Fees from Other Sources (In State)	1433									
54	CTE Transportation Fees from Other Sources (Out of State)	1434									

	A	B	C	D	E	F	G	H	I	J	K
1			(10)	(20)	(30)	(40)	(50)	(60)	(70)	(80)	(90)
2	Description (Enter Whole Numbers Only)	Acct #	Educational	Operations & Maintenance	Debt Service	Transportation	Municipal Retirement/ Social Security	Capital Projects	Working Cash	Tort	Fire Prevention & Safety
55	Special Education Transportation Fees from Pupils or Parents (In State)	1441									
56	Special Education Transportation Fees from Other Districts (In State)	1442									
57	Special Education Transportation Fees from Other Sources (In State)	1443									
58	Special Education Transportation Fees from Other Sources (Out of State)	1444									
59	Adult Transportation Fees from Pupils or Parents (In State)	1451									
60	Adult Transportation Fees from Other Districts (In State)	1452									
61	Adult Transportation Fees from Other Sources (In State)	1453									
62	Adult Transportation Fees from Other Sources (Out of State)	1454									
63	<b>Total Transportation Fees</b>					180					
64	<b>EARNINGS ON INVESTMENTS</b>	1500									
65	Interest on Investments	1510	81,250	28,940	7,740	25,375	8,185		14,740	3,240	10,620
66	Gain or Loss on Sale of Investments	1520									
67	<b>Total Earnings on Investments</b>		81,250	28,940	7,740	25,375	8,185	0	14,740	3,240	10,620
68	<b>FOOD SERVICE</b>	1600									
69	Sales to Pupils - Lunch	1611	150,000								
70	Sales to Pupils - Breakfast	1612	13,600								
71	Sales to Pupils - A la Carte	1613	80,000								
72	Sales to Pupils - Other (Describe & Itemize)	1614									
73	Sales to Adults	1620	10,000								
74	Other Food Service (Describe & Itemize)	1690	50,000								
75	<b>Total Food Service</b>		303,600								
76	<b>DISTRICT/SCHOOL ACTIVITY INCOME</b>	1700									
77	Admissions - Athletic	1711	60,000								
78	Admissions - Other	1719									
79	Fees	1720		20,000							
80	Book Store Sales	1730									
81	Other District/School Activity Revenue (Describe & Itemize)	1790	38,000								
82	<b>Total District/School Activity Income</b>		98,000	20,000							
83	<b>TEXTBOOK INCOME</b>	1800									
84	Rentals - Regular Textbooks	1811	125,000								
85	Rentals - Summer School Textbooks	1812									
86	Rentals - Adult/Continuing Education Textbooks	1813									
87	Rentals - Other (Describe)	1819	7,000								
88	Sales - Regular Textbooks	1821									
89	Sales - Summer School Textbooks	1822									
90	Sales - Adult/Continuing Education Textbooks	1823									
91	Sales - Other (Describe & Itemize)	1829	1,200								
92	Other (Describe & Itemize)	1890									
93	<b>Total Textbooks</b>		133,200								
94	<b>OTHER REVENUE FROM LOCAL SOURCES</b>	1900									
95	Rentals	1910		70,380							
96	Contributions and Donations from Private Sources	1920	95,000	1,000							
97	Impact Fees from Municipal or County Governments	1930									
98	Services Provided Other Districts	1940									
99	Refund of Prior Years' Expenditures	1950									
100	Payments of Surplus Moneys from TIF Districts	1960	46,500								
101	Drivers' Education Fees	1970	10,000								
102	Proceeds from Vendors' Contracts	1980									
103	School Facility Occupation Tax Proceeds	1983									
104	Payment from Other Districts	1991									

1	A	B	C	D	E	F	G	H	I	J	K
2	Description (Enter Whole Numbers Only)	Acct #	(10) Educational	(20) Operations & Maintenance	(30) Debt Service	(40) Transportation	(50) Municipal Retirement/ Social Security	(60) Capital Projects	(70) Working Cash	(80) Tort	(90) Fire Prevention & Safety
105	Sale of Vocational Projects	1992									
106	Other Local Fees (Describe & Itemize)	1993									
107	Other Local Revenues (Describe & Itemize)	1999	10,000	2,000		1,000					
108	<b>Total Other Revenue from Local Sources</b>		161,500	73,380	0	1,000	0	0	0	0	0
109	<b>Total Receipts/Revenues from Local Sources</b>	1000	10,415,549	1,862,296	1,238,443	954,111	650,717	0	78,848	358,812	126,260
110	<b>FLOW-THROUGH RECEIPTS/REVENUES FROM ONE DISTRICT TO ANOTHER DISTRICT (2000)</b>										
111	Flow-Through Revenue from State Sources	2100									
112	Flow-Through Revenue from Federal Sources	2200									
113	Other Flow-Through Revenue (Describe & Itemize)	2300									
114	<b>Total Flow-Through Receipts/Revenues From One District to Another District</b>	2000	0	0		0	0				
115	<b>RECEIPTS/REVENUES FROM STATE SOURCES (3000)</b>										
116	<b>UNRESTRICTED GRANTS-IN-AID (3001-3099)</b>										
117	General State Aid (Section 18-8.05)	3001	4,649,152								
118	General State Aid Hold Harmless/Supplemental	3002									
119	Reorganization Incentives (Accounts 3005-3021)	3005									
120	Other Unrestricted Grants-In-Aid From State Sources (Describe & Itemize)	3099									
121	<b>Total Unrestricted Grants-In-Aid</b>		4,649,152	0	0	0	0	0		0	0
122	<b>RESTRICTED GRANTS-IN-AID (3100-3900)</b>										
123	<b>SPECIAL EDUCATION</b>										
124	Special Education - Private Facility Tuition	3100									
125	Special Education - Funding for Children Requiring Sp Ed Services	3105	266,947								
126	Special Education - Personnel	3110	405,312								
127	Special Education - Orphanage - Individual	3120	14,977								
128	Special Education - Orphanage - Summer Individual	3130									
129	Special Education - Summer School	3145									
130	Special Education - Other (Describe & Itemize)	3199									
131	<b>Total Special Education</b>		687,236	0		0					
132	<b>CAREER AND TECHNICAL EDUCATION (CTE)</b>										
133	CTE - Technical Education - Tech Prep	3200									
134	CTE - Secondary Program Improvement (CTEI)	3220	23,549								
135	CTE - WECEP	3225									
136	CTE - Agriculture Education	3235	5,000								
137	CTE - Instructor Practicum	3240									
138	CTE - Student Organizations	3270									
139	CTE - Other (Describe & Itemize)	3299									
140	<b>Total Career and Technical Education</b>		28,549	0			0				
141	<b>BILINGUAL EDUCATION</b>										
142	Bilingual Education - Downstate - TPI and TBE	3305									
143	Bilingual Education - Downstate - Transitional Bilingual Education	3310									
144	<b>Total Bilingual Education</b>		0				0				
145	State Free Lunch & Breakfast	3360	5,500								
146	School Breakfast Initiative	3365									
147	Driver Education	3370	25,000								
148	Adult Education (from ICCB)	3410									
149	Adult Education - Other (Describe & Itemize)	3499									
150	<b>TRANSPORTATION</b>										
151	Transportation - Regular and Vocational	3500				399,300					
152	Transportation - Special Education	3510				233,760					
153	Transportation - Other (Describe & Itemize)	3599									
154	<b>Total Transportation</b>		0	0		633,060	0				

1	A	B	C	D	E	F	G	H	I	J	K
2	Description (Enter Whole Numbers Only)	Acct #	(10) Educational	(20) Operations & Maintenance	(30) Debt Service	(40) Transportation	(50) Municipal Retirement/ Social Security	(60) Capital Projects	(70) Working Cash	(80) Tort	(90) Fire Prevention & Safety
155	Learning Improvement - Change Grants	3610									
156	Scientific Literacy	3660									
157	Truant Alternative/Optional Education	3695									
158	Early Childhood - Block Grant	3705	309,400								
159	Reading Improvement Block Grant	3715									
160	Reading Improvement Block Grant - Reading Recovery	3720									
161	Continued Reading Improvement Block Grant	3725									
162	Continued Reading Improvement Block Grant (2% Set Aside)	3726									
163	Chicago General Education Block Grant	3766									
164	Chicago Educational Services Block Grant	3767									
165	School Safety & Educational Improvement Block Grant	3775									
166	Technology - Technology for Success	3780									
167	State Charter Schools	3815									
168	Extended Learning Opportunities - Summer Bridges	3825									
169	Infrastructure Improvements - Planning/Construction	3920									
170	School Infrastructure - Maintenance Projects	3925									
171	Other Restricted Revenue from State Sources (Describe & Itemize)	3999	1,200								
172	<b>Total Restricted Grants-In-Aid</b>		1,056,885	0	0	633,060	0	0	0	0	0
173	<b>Total Receipts/Revenues from State Sources</b>	3000	5,706,037	0	0	633,060	0	0	0	0	0
174	<b>RECEIPTS/REVENUES FROM FEDERAL SOURCES (4000)</b>										
175	<b>UNRESTRICTED GRANTS-IN-AID RECEIVED DIRECTLY</b>										
176	Federal Impact Aid	4001									
177	Other Unrestricted Grants-In-Aid Received Directly from the Federal Govt. (Describe & Itemize)	4009									
178	<b>Total Unrestricted Grants-In-Aid Received Directly from Fed Govt</b>		0	0	0	0	0	0	0	0	0
179	<b>RESTRICTED GRANTS-IN-AID RECEIVED DIRECTLY FROM FEDERAL</b>										
180	Head Start	4045									
181	Construction (Impact Aid)	4050									
182	MAGNET	4060									
183	Other Restricted Grants-In-Aid Received Directly from Federal Govt. (Describe & Itemize)	4090									
184	<b>Total Restricted Grants-In-Aid Received Directly from Federal Govt.</b>		0	0		0	0	0			0
185	<b>RESTRICTED GRANTS-IN-AID RECEIVED FROM FEDERAL</b>										
186	<b>TITLE VI</b>										
187	Title VI - Innovation and Flexibility Formula	4100									
188	Title VI - SEA Projects	4105									
189	Title VI - Rural Education Initiative (REI)	4107	40,000								
190	Title VI - Other (Describe & Itemize)	4199									
191	<b>Total Title VI</b>		40,000	0		0	0				
192	<b>FOOD SERVICE</b>										
193	Breakfast Start-Up Expansion	4200									
194	National School Lunch Program	4210	365,000								
195	Special Milk Program	4215	2,000								
196	School Breakfast Program	4220	115,000								
197	Summer Food Service Admin/Program	4225									
198	Child and Adult Care Food Program	4226									
199	Fresh Fruit and Vegetables	4240									
200	Food Service - Other (Describe & Itemize)	4299									
201	<b>Total Food Service</b>		482,000				0				



ESTIMATED RECEIPTS/REVENUES

1	A	B	C	D	E	F	G	H	I	J	K
2	Description (Enter Whole Numbers Only)	Acct #	(10) Educational	(20) Operations & Maintenance	(30) Debt Service	(40) Transportation	(50) Municipal Retirement/ Social Security	(60) Capital Projects	(70) Working Cash	(80) Tort	(90) Fire Prevention & Safety
202	<b>TITLE I</b>										
203	Title I - Low Income	4300	506,052								
204	Title I - Low Income - Neglected, Private	4305									
205	Title I - Comprehensive School Reform	4332									
206	Title I - Reading First	4334									
207	Title I - Even Start	4335									
208	Title I - Reading First SEA Funds	4337									
209	Title I - Migrant Education	4340									
210	Title I - Other (Describe & Itemize)	4399									
211	<b>Total Title I</b>		506,052	0		0	0				
212	<b>TITLE IV</b>										
213	Title IV - Safe & Drug Free Schools - Formula	4400									
214	Title IV - 21st Century Comm Learning Centers	4421									
215	Title IV - Other (Describe & Itemize)	4499									
216	<b>Total Title IV</b>		0	0		0	0				
217	<b>FEDERAL - SPECIAL EDUCATION</b>										
218	Federal Special Education - Preschool Flow-Through	4600	5,500								
219	Federal Special Education - Preschool Discretionary	4605									
220	Federal Special Education - IDEA Flow Through	4620	3,265								
221	Federal Special Education - IDEA Room & Board	4625									
222	Federal Special Education - IDEA Discretionary	4630									
223	Federal Special Education - IDEA - Other (Describe & Itemize)	4699									
224	<b>Total Federal Special Education</b>		8,765	0		0	0				
225	<b>CTE - PERKINS</b>										
226	CTE - Perkins-Title IIIIE Tech Prep	4770									
227	CTE - Other (Describe & Itemize)	4799									
228	<b>Total CTE - Perkins</b>		0	0			0				
229	Federal - Adult Education	4810									
230	ARRA - General State Aid - Education Stabilization	4850									
231	ARRA - Title I - Low Income	4851									
232	ARRA - Title I - Neglected, Private	4852									
233	ARRA - Title I - Delinquent, Private	4853									
234	ARRA - Title I - School Improvement (Part A)	4854									
235	ARRA - Title I - School Improvement (Section 1003g)	4855									
236	ARRA - IDEA - Part B - Preschool	4856									
237	ARRA - IDEA - Part B - Flow-Through	4857									
238	ARRA - Title IID - Technology - Formula	4860									
239	ARRA - Title IID - Technology - Competitive	4861									
240	ARRA - McKinney - Vento Homeless Education	4862									
241	ARRA - Child Nutrition Equipment Assistance	4863									
242	Impact Aid Formula Grants	4864									
243	Impact Aid Competitive Grants	4865									
244	Qualified Zone Academy Bond Tax Credits	4866									
245	Qualified School Construction Bond Credits	4867									
246	Build America Bond Tax Credits	4868									
247	Build America Bond Interest Reimbursement	4869									
248	ARRA - General State Aid - Other Government Services Stabilization	4870									
249	Other ARRA Funds - II	4871									
250	Other ARRA Funds - III	4872									
251	Other ARRA Funds - IV	4873									
252	Other ARRA Funds - V	4874									
253	ARRA - Early Childhood	4875									
254	Other ARRA Funds - VII	4876									

ESTIMATED RECEIPTS/REVENUES

1	A	B	C	D	E	F	G	H	I	J	K
2	Description (Enter Whole Numbers Only)	Acct #	(10) Educational	(20) Operations & Maintenance	(30) Debt Service	(40) Transportation	(50) Municipal Retirement/ Social Security	(60) Capital Projects	(70) Working Cash	(80) Tort	(90) Fire Prevention & Safety
255	Other ARRA Funds - VIII	4877									
256	Other ARRA Funds - IX	4878									
257	Other ARRA Funds - X	4879									
258	Other ARRA Funds - Ed Job Fund Program	4880									
259	<b>Total Stimulus Programs</b>		0	0	0	0	0	0		0	0
260	Race to the Top Program	4901									
261	Race to the Top - Preschool Expansion Grant	4902									
262	Advanced Placement Fee/International Baccalaureate	4904									
263	Title III - Immigrant Education Program (IEP)	4905									
264	Title III - Language Inst Program - Limited English (LIPLEP)	4909									
265	Learn & Serve America	4910									
266	McKinney Education for Homeless Children	4920									
267	Title II - Eisenhower - Professional Development Formula	4930									
268	Title II - Teacher Quality	4932	110,944								
269	Federal Charter Schools	4960									
270	Medicaid Matching Funds - Administrative Outreach	4991	25,000								
271	Medicaid Matching Funds - Fee-For-Service Program	4992	140,000								
272	Other Restricted Grants Received from Federal Government through State (Describe & Itemize)	4999									
273	<b>Total Restricted Grants-In-Aid Received from Federal Govt. Thru the State</b>		1,312,761	0	0	0	0	0		0	0
274	<b>TOTAL RECEIPTS/REVENUES FROM FEDERAL SOURCES</b>	<b>4000</b>	1,312,761	0	0	0	0	0	0	0	0
275	<b>TOTAL DIRECT RECEIPTS/REVENUES</b>		17,434,347	1,862,296	1,238,443	1,587,171	650,717	0	78,848	358,812	126,260

ESTIMATED DISBURSEMENTS/EXPENDITURES

1	A	B	C	D	E	F	G	H	I	J	K
2	Description (Enter Whole Numbers Only)	Funct #	(100) Salaries	(200) Employee Benefits	(300) Purchased Services	(400) Supplies & Materials	(500) Capital Outlay	(600) Other Objects	(700) Non-Capitalized Equipment	(800) Termination Benefits	(900) Total
3	<b>10 - EDUCATIONAL FUND (ED)</b>										
4	<b>INSTRUCTION (ED)</b>	<b>1000</b>									
5	Regular Programs	1100	5,494,807	1,312,671	185,453	318,390	9,800		5,909		7,327,030
6	Tuition Payment to Charter Schools	1115									0
7	Pre-K Programs	1125	177,110	37,100	72,650	22,540					309,400
8	Special Education Programs (Functions 1200 - 1220)	1200	1,699,936	277,113	19,500	15,853			5,000		2,017,402
9	Special Education Programs Pre-K	1225									0
10	Remedial and Supplemental Programs K-12	1250	327,407	97,532	58,850	22,263					506,052
11	Remedial and Supplemental Programs Pre-K	1275									0
12	Adult/Continuing Education Programs	1300									0
13	CTE Programs	1400	64,394	17,559	4,000	15,000			6,000		106,953
14	Interscholastic Programs	1500	269,083	53,306	94,249	13,240					429,878
15	Summer School Programs	1600									0
16	Gifted Programs	1650									0
17	Driver's Education Programs	1700	80,017	15,953	1,000	2,538					99,508
18	Bilingual Programs	1800									0
19	Truant Alternative & Optional Programs	1900									0
20	Pre-K Programs - Private Tuition	1910									0
21	Regular K-12 Programs Private Tuition	1911									0
22	Special Education Programs K-12 Private Tuition	1912									0
23	Special Education Programs Pre-K Tuition	1913									0
24	Remedial/Supplemental Programs K-12 Private Tuition	1914									0
25	Remedial/Supplemental Programs Pre-K Private Tuition	1915									0
26	Adult/Continuing Education Programs Private Tuition	1916									0
27	CTE Programs Private Tuition	1917									0
28	Interscholastic Programs Private Tuition	1918									0
29	Summer School Programs Private Tuition	1919									0
30	Gifted Programs Private Tuition	1920									0
31	Bilingual Programs Private Tuition	1921									0
32	Truants Alternative/Opt Ed Programs Private Tuition	1922									0
33	<b>Total Instruction<sup>14</sup></b>	<b>1000</b>	<b>8,112,754</b>	<b>1,811,234</b>	<b>435,702</b>	<b>409,824</b>	<b>9,800</b>	<b>0</b>	<b>16,909</b>	<b>0</b>	<b>10,796,223</b>
34	<b>SUPPORT SERVICES (ED)</b>	<b>2000</b>									
35	<b>Support Services - Pupil</b>										
36	Attendance & Social Work Services	2110			60,000						60,000
37	Guidance Services	2120	240,007	54,580	1,600	1,850					298,037
38	Health Services	2130									0
39	Psychological Services	2140	223,097	48,013	6,250	3,000					280,360
40	Speech Pathology & Audiology Services	2150	172,283	35,253	700	1,500					209,736
41	Other Support Services - Pupils (Describe & Itemize)	2190	31,546	7,231	302,155	3,300					344,232
42	<b>Total Support Services - Pupil</b>	<b>2100</b>	<b>666,933</b>	<b>145,077</b>	<b>370,705</b>	<b>9,650</b>	<b>0</b>	<b>0</b>	<b>0</b>	<b>0</b>	<b>1,192,365</b>
43	<b>Support Services - Instructional Staff</b>										
44	Improvement of Instruction Services	2210	74,576	8,535	7,000	8,784					98,895
45	Educational Media Services	2220				40,000					40,000
46	Assessment & Testing	2230			10,000						10,000
47	<b>Total Support Services - Instructional Staff</b>	<b>2200</b>	<b>74,576</b>	<b>8,535</b>	<b>17,000</b>	<b>48,784</b>	<b>0</b>	<b>0</b>	<b>0</b>	<b>0</b>	<b>148,895</b>
48	<b>Support Services - General Administration</b>										
49	Board of Education Services	2310	192,999	41,176	87,100	14,500		110,000	5,000		450,775
50	Executive Administration Services	2320	216,212	77,374	6,000	2,000		3,000			304,586
51	Special Area Administration Services	2330									0
52	Tort Immunity Services	2360 - 2370									0
53	<b>Total Support Services - General Administration</b>	<b>2300</b>	<b>409,211</b>	<b>118,550</b>	<b>93,100</b>	<b>16,500</b>	<b>0</b>	<b>113,000</b>	<b>5,000</b>	<b>0</b>	<b>755,361</b>
54	<b>Support Services - School Administration</b>										
55	Office of the Principal Services	2410	1,045,524	275,805	46,692	48,459		4,900	1,728		1,423,108
56	Other Support Services - School Administration (Describe & Itemize)	2490									0
57	<b>Total Support Services - School Administration</b>	<b>2400</b>	<b>1,045,524</b>	<b>275,805</b>	<b>46,692</b>	<b>48,459</b>	<b>0</b>	<b>4,900</b>	<b>1,728</b>	<b>0</b>	<b>1,423,108</b>
58	<b>Support Services - Business</b>										
59	Direction of Business Support Services	2510									0
60	Fiscal Services	2520	132,391	15,588	3,500	3,000			1,500		155,979

1	A	B	C	D	E	F	G	H	I	J	K
2	Description (Enter Whole Numbers Only)	Funct #	(100) Salaries	(200) Employee Benefits	(300) Purchased Services	(400) Supplies & Materials	(500) Capital Outlay	(600) Other Objects	(700) Non-Capitalized Equipment	(800) Termination Benefits	(900) Total
61	Operation & Maintenance of Plant Services	2540			0	315,606					315,606
62	Pupil Transportation Services	2550									0
63	Food Services	2560	24,812		800,000	2,000			10,000		836,812
64	Internal Services	2570									0
65	<b>Total Support Services - Business</b>	<b>2500</b>	<b>157,203</b>	<b>15,588</b>	<b>803,500</b>	<b>320,606</b>	<b>0</b>	<b>0</b>	<b>11,500</b>	<b>0</b>	<b>1,308,397</b>
66	<b>Support Services - Central</b>										
67	Direction of Central Support Services	2610									0
68	Planning, Research, Development & Evaluation Services	2620			3,290	3,000					6,290
69	Information Services	2630									0
70	Staff Services	2640	98,227	7,037	600			100			105,964
71	Data Processing Services	2660	260,251	55,356	189,161	29,669	15,000		85,772		635,209
72	<b>Total Support Services - Central</b>	<b>2600</b>	<b>358,478</b>	<b>62,393</b>	<b>193,051</b>	<b>32,669</b>	<b>15,000</b>	<b>100</b>	<b>85,772</b>	<b>0</b>	<b>747,463</b>
73	<b>Other Support Services (Describe &amp; Itemize)</b>	<b>2900</b>									0
74	<b>Total Support Services</b>	<b>2000</b>	<b>2,711,925</b>	<b>625,948</b>	<b>1,524,048</b>	<b>476,668</b>	<b>15,000</b>	<b>118,000</b>	<b>104,000</b>	<b>0</b>	<b>5,575,589</b>
75	<b>COMMUNITY SERVICES (ED)</b>	<b>3000</b>									0
76	<b>PAYMENTS TO OTHER DIST &amp; GOVT UNITS (ED)</b>	<b>4000</b>									
77	<b>Payments to Other Dist &amp; Govt Units (In-State)</b>										
78	Payments for Regular Programs	4110									0
79	Payments for Special Education Programs	4120						317,500			317,500
80	Payments for Adult/Continuing Education Programs	4130									0
81	Payments for CTE Programs	4140						55,000			55,000
82	Payments for Community College Programs	4170									0
83	Other Payments to In-State Govt Units (Describe & Itemize)	4190									0
84	<b>Total Payments to Other Dist &amp; Govt Units (In-State)</b>	<b>4100</b>			<b>0</b>			<b>372,500</b>			<b>372,500</b>
85	Payments for Regular Programs - Tuition	4210									0
86	Payments for Special Education Programs - Tuition	4220									0
87	Payments for Adult/Continuing Education Programs - Tuition	4230									0
88	Payments for CTE Programs - Tuition	4240									0
89	Payments for Community College Programs - Tuition	4270									0
90	Payments for Other Programs - Tuition	4280									0
91	Other Payments to In-State Govt Units (Describe & Itemize)	4290									0
92	<b>Total Payments to Other Dist &amp; Govt Units - Tuition (In State)</b>	<b>4200</b>						<b>0</b>			<b>0</b>
93	Payments for Regular Programs - Transfers	4310									0
94	Payments for Special Education Programs - Transfers	4320									0
95	Payments for Adult/Continuing Ed Programs - Transfers	4330									0
96	Payments for CTE Programs - Transfers	4340									0
97	Payments for Community College Program - Transfers	4370									0
98	Payments for Other Programs - Transfers	4380									0
99	Other Payments to In-State Govt Units - Transfers (Describe & Itemize)	4390									0
100	<b>Total Payments to Other Dist &amp; Govt Units-Transfers (In State)</b>	<b>4300</b>			<b>0</b>			<b>0</b>			<b>0</b>
101	Payments to Other Dist & Govt Units (Out of State)	4400									0
102	<b>Total Payments to Other Dist &amp; Govt Units</b>	<b>4000</b>			<b>0</b>			<b>372,500</b>			<b>372,500</b>
103	<b>DEBT SERVICE (ED)</b>	<b>5000</b>									
104	<b>Debt Service - Interest on Short-Term Debt</b>										
105	Tax Anticipation Warrants	5110									0
106	Tax Anticipation Notes	5120									0
107	Corporate Personal Property Repl Tax Anticipated Notes	5130									0
108	State Aid Anticipation Certificates	5140									0
109	Other Interest on Short-Term Debt (Describe & Itemize)	5150									0
110	<b>Total Debt Service - Interest on Short-Term Debt</b>	<b>5100</b>						<b>0</b>			<b>0</b>
111	<b>Debt Service - Interest on Long-Term Debt</b>	<b>5200</b>									0
112	<b>Total Debt Service</b>	<b>5000</b>						<b>0</b>			<b>0</b>
113	<b>PROVISION FOR CONTINGENCIES (ED)</b>	<b>6000</b>						100,000			100,000
114	<b>Total Direct Disbursements/Expenditures</b>		<b>10,824,679</b>	<b>2,437,182</b>	<b>1,959,750</b>	<b>886,492</b>	<b>24,800</b>	<b>590,500</b>	<b>120,909</b>	<b>0</b>	<b>16,844,312</b>
115	<b>Excess (Deficiency) of Receipts/Revenues Over Disbursements/Expenditures</b>										<b>590,035</b>

1	A	B	C	D	E	F	G	H	I	J	K
2	Description (Enter Whole Numbers Only)	Funct #	(100) Salaries	(200) Employee Benefits	(300) Purchased Services	(400) Supplies & Materials	(500) Capital Outlay	(600) Other Objects	(700) Non-Capitalized Equipment	(800) Termination Benefits	(900) Total
117	<b>20 - OPERATIONS AND MAINTENANCE FUND (O&amp;M)</b>										
118	<b>SUPPORT SERVICES (O&amp;M)</b>	<b>2000</b>									
119	Support Services - Pupil										
120	Other Support Services - Pupils (Describe & Itemize)	2190									0
121	<b>Support Services - Business</b>										
122	Direction of Business Support Services	2510									0
123	Facilities Acquisition & Construction Services	2530			172,200		200,000				372,200
124	Operation & Maintenance of Plant Services	2540	984,723	134,663	343,491	212,000	54,000		10,000		1,738,877
125	Pupil Transportation Services	2550									0
126	Food Services	2560									0
127	<b>Total Support Services - Business</b>	<b>2500</b>	<b>984,723</b>	<b>134,663</b>	<b>515,691</b>	<b>212,000</b>	<b>254,000</b>	<b>0</b>	<b>10,000</b>	<b>0</b>	<b>2,111,077</b>
128	Other Support Services (Describe & Itemize)	2900									0
129	<b>Total Support Services</b>	<b>2000</b>	<b>984,723</b>	<b>134,663</b>	<b>515,691</b>	<b>212,000</b>	<b>254,000</b>	<b>0</b>	<b>10,000</b>	<b>0</b>	<b>2,111,077</b>
130	<b>COMMUNITY SERVICES (O&amp;M)</b>	<b>3000</b>									0
131	<b>PAYMENTS TO OTHER DIST &amp; GOVT UNITS (O&amp;M)</b>	<b>4000</b>									
132	<b>Payments to Other Dist &amp; Govt Units (In-State)</b>										
133	Payments for Regular Programs	4110									0
134	Payments for Special Education Programs	4120									0
135	Payments for CTE Program	4140									0
136	Other Payments to In-State Govt Units (Describe & Itemize)	4190						7,000			7,000
137	<b>Total Payments to Other Dist &amp; Govt Units (In-State)</b>	<b>4100</b>						<b>7,000</b>			<b>7,000</b>
138	Payments to Other Dist & Govt Units (Out of State) <sup>14</sup>	4400									0
139	<b>Total Payments to Other Dist &amp; Govt Unit</b>	<b>4000</b>						<b>7,000</b>			<b>7,000</b>
140	<b>DEBT SERVICE (O&amp;M)</b>	<b>5000</b>									
141	<b>Debt Service - Interest on Short-Term Debt</b>										
142	Tax Anticipation Warrants	5110									0
143	Tax Anticipation Notes	5120									0
144	Corporate Personal Prop Repl Tax Anticipated Notes	5130									0
145	State Aid Anticipation Certificates	5140									0
146	Other Interest on Short-Term Debt (Describe & Itemize)	5150									0
147	<b>Total Debt Service - Interest on Short-Term Debt</b>	<b>5100</b>						<b>0</b>			<b>0</b>
148	<b>Debt Service - Interest on Long-Term Debt</b>	<b>5200</b>									<b>0</b>
149	<b>Total Debt Service</b>	<b>5000</b>						<b>0</b>			<b>0</b>
150	<b>PROVISION FOR CONTINGENCIES (O&amp;M)</b>	<b>6000</b>									0
151	<b>Total Direct Disbursements/Expenditures</b>		<b>984,723</b>	<b>134,663</b>	<b>515,691</b>	<b>212,000</b>	<b>254,000</b>	<b>7,000</b>	<b>10,000</b>	<b>0</b>	<b>2,118,077</b>
152	<b>Excess (Deficiency) of Receipts/Revenues Over Disbursements/Expenditures</b>										<b>(255,781)</b>
154	<b>30 - DEBT SERVICE FUND (DS)</b>										
155	<b>PAYMENTS TO OTHER DIST &amp; GOVT UNITS (DS)</b>	<b>4000</b>									
156	<b>Payments to Other Dist &amp; Govt Units (In-State)</b>										
157	Payments for Regular Programs	4110									0
158	Payments for Special Education Programs	4120									0
159	Other Payments to In-State Govt Units (Describe & Itemize)	4190									0
160	<b>Total Payments to Other Dist &amp; Govt Units (In-State)</b>	<b>4000</b>						<b>0</b>			<b>0</b>
161	<b>DEBT SERVICE (DS)</b>	<b>5000</b>									
162	<b>Debt Service - Interest on Short-Term Debt</b>										
163	Tax Anticipation Warrants	5110									0
164	Tax Anticipation Notes	5120									0
165	Corporate Personal Prop Repl Tax Anticipation Notes	5130									0
166	State Aid Anticipation Certificates	5140									0
167	Other Interest on Short-Term Debt (Describe & Itemize)	5150									0
168	<b>Total Debt Service - Interest On Short-Term Debt</b>	<b>5100</b>						<b>0</b>			<b>0</b>

1	A	B	C	D	E	F	G	H	I	J	K
	Description (Enter Whole Numbers Only)	Funct #	(100) Salaries	(200) Employee Benefits	(300) Purchased Services	(400) Supplies & Materials	(500) Capital Outlay	(600) Other Objects	(700) Non-Capitalized Equipment	(800) Termination Benefits	(900) Total
169	Debt Service - Interest on Long-Term Debt	5200						45,686			45,686
170	Debt Service - Payments of Principal on Long-Term Debt <sup>15</sup> (Lease/Purchase Principal Retired)	5300						1,289,758			1,289,758
171	Debt Service Other (Describe & Itemize)	5400						1,000			1,000
172	<b>Total Debt Service</b>	<b>5000</b>			0			1,336,444			1,336,444
173	<b>PROVISION FOR CONTINGENCIES (DS)</b>	<b>6000</b>									0
174	<b>Total Direct Disbursements/Expenditures</b>				0			1,336,444			1,336,444
175	Excess (Deficiency) of Receipts/Revenues Over Disbursements/Expenditures										(98,001)
177	<b>40 - TRANSPORTATION FUND (TR)</b>										
178	<b>SUPPORT SERVICES (TR)</b>	<b>2000</b>									
179	Support Services - Pupils										
180	Other Support Services - Pupils (Describe & Itemize)	2190									0
181	Support Services - Business										
182	Pupil Transportation Services	2550			962,500	155,000	200,000				1,317,500
183	Other Support Services (Describe & Itemize)	2900									0
184	<b>Total Support Services</b>	<b>2000</b>	0	0	962,500	155,000	200,000	0	0	0	1,317,500
185	<b>COMMUNITY SERVICES (TR)</b>	<b>3000</b>									0
186	<b>PAYMENTS TO OTHER DIST &amp; GOVT UNITS (TR)</b>	<b>4000</b>									
187	Payments to Other Dist & Govt Units (In-State)										
188	Payments for Regular Program	4110									0
189	Payments for Special Education Programs	4120									0
190	Payments for Adult/Continuing Education Programs	4130									0
191	Payments for CTE Programs	4140									0
192	Payments for Community College Programs	4170									0
193	Other Payments to In-State Govt Units (Describe & Itemize)	4190									0
194	<b>Total Payments to Other Dist &amp; Govt Units (In-State)</b>	<b>4100</b>			0			0			0
195	Payments to Other Dist & Govt Units (Out-of-State) (Describe & Itemize)	4400									0
196	<b>Total Payments to Other Dist &amp; Govt Units</b>	<b>4000</b>			0			0			0
197	<b>DEBT SERVICE (TR)</b>	<b>5000</b>									
198	Debt Service - Interest on Short-Term Debt										
199	Tax Anticipation Warrants	5110									0
200	Tax Anticipation Notes	5120									0
201	Corporate Personal Prop Repl Tax Anticipation Notes	5130									0
202	State Aid Anticipation Certificates	5140									0
203	Other Interest on Short-Term Debt (Describe and Itemize)	5150									0
204	<b>Total Debt Service - Interest On Short-Term Debt</b>	<b>5100</b>						0			0
205	Debt Service - Interest on Long-Term Debt	5200									0
206	Debt Service - Payments of Principal on Long-Term Debt <sup>15</sup> (Lease/Purchase Principal Retired)	5300									0
207	Debt Service - Other (Describe and Itemize)	5400									0
208	<b>Total Debt Service</b>	<b>5000</b>						0			0
209	<b>PROVISION FOR CONTINGENCIES (TR)</b>	<b>6000</b>									0
210	<b>Total Direct Disbursements/Expenditures</b>		0	0	962,500	155,000	200,000	0	0	0	1,317,500
211	Excess (Deficiency) of Receipts/Revenues Over Disbursements/Expenditures										269,671
213	<b>50 - MUNICIPAL RETIREMENT/SOC SEC FUND (MR/SS)</b>										
214	<b>INSTRUCTION (MR/SS)</b>	<b>1000</b>									
215	Regular Program	1100		98,523							98,523
216	Pre-K Programs	1125		59,177							59,177
217	Special Education Programs (Functions 1200-1220)	1200		109,185							109,185
218	Special Education Programs Pre-K	1225									0
219	Remedial and Supplemental Programs K-12	1250		4,836							4,836
220	Remedial and Supplemental Programs Pre-K	1275									0
221	Adult/Continuing Education Programs	1300									0

ESTIMATED DISBURSEMENTS/EXPENDITURES

1	A	B	C	D	E	F	G	H	I	J	K
2	Description (Enter Whole Numbers Only)	Funct #	(100) Salaries	(200) Employee Benefits	(300) Purchased Services	(400) Supplies & Materials	(500) Capital Outlay	(600) Other Objects	(700) Non-Capitalized Equipment	(800) Termination Benefits	(900) Total
222	CTE Programs	1400		313							313
223	Interscholastic Programs	1500		13,669							13,669
224	Summer School Programs	1600									0
225	Gifted Programs	1650									0
226	Driver's Education Programs	1700		992							992
227	Bilingual Programs	1800									0
228	Truant Alternative & Optional Programs	1900									0
229	<b>Total Instruction</b>	<b>1000</b>		<b>286,695</b>							<b>286,695</b>
230	<b>SUPPORT SERVICES (MR/SS)</b>	<b>2000</b>									
231	<b>Support Services - Pupil</b>										
232	Attendance & Social Work Services	2110									0
233	Guidance Services	2120		3,479							3,479
234	Health Services	2130									0
235	Psychological Services	2140		13,444							13,444
236	Speech Pathology & Audiology Services	2150		2,498							2,498
237	Other Support Services - Pupils <i>(Describe &amp; Itemize)</i>	2190		20,967							20,967
238	<b>Total Support Services - Pupil</b>	<b>2100</b>		<b>40,388</b>							<b>40,388</b>
239	<b>Support Services - Instructional Staff</b>										
240	Improvement of Instruction Services	2210		887							887
241	Educational Media Services	2220									0
242	Assessment & Testing	2230									0
243	<b>Total Support Services - Instructional Staff</b>	<b>2200</b>		<b>887</b>							<b>887</b>
244	<b>Support Services - General Administration</b>										
245	Board of Education Services	2310		2,175							2,175
246	Executive Administration Services	2320		15,519							15,519
247	Special Area Administrative Services	2330									0
248	Claims Paid from Self Insurance Fund	2361									0
249	Workers' Compensation or Workers' Occupation Disease Acts Payments	2362									0
250	Unemployment Insurance Payments	2363									0
251	Insurance Payments (regular or self-insurance)	2364									0
252	Risk Management and Claims Services Payments	2365									0
253	Judgment and Settlements	2366									0
254	Educational, Inspectional, Supervisory Services Related to Loss Prevention or Reduction	2367									0
255	Reciprocal Insurance Payments	2368									0
256	Legal Service	2369									0
257	<b>Total Support Services - General Administration</b>	<b>2300</b>		<b>17,694</b>							<b>17,694</b>
258	<b>Support Services - School Administration</b>										
259	Office of the Principal Services	2410		80,490							80,490
260	Other Support Services - School Administration <i>(Describe &amp; Itemize)</i>	2490									0
261	<b>Total Support Services - School Administration</b>	<b>2400</b>		<b>80,490</b>							<b>80,490</b>
262	<b>Support Services - Business</b>										
263	Direction of Business Support Services	2510									0
264	Fiscal Services	2520		26,311							26,311
265	Facilities Acquisition & Construction Services	2530									0
266	Operation & Maintenance of Plant Service	2540		186,555							186,555
267	Pupil Transportation Services	2550									0
268	Food Services	2560		4,751							4,751
269	Internal Services	2570									0
270	<b>Total Support Services - Business</b>	<b>2500</b>		<b>217,617</b>							<b>217,617</b>
271	<b>Support Services - Central</b>										
272	Direction of Central Support Services	2610									0
273	Planning, Research, Development & Evaluation Services	2620									0
274	Information Services	2630									0
275	Staff Services	2640		18,810							18,810
276	Data Processing Services	2660		36,979							36,979
277	<b>Total Support Services - Central</b>	<b>2600</b>		<b>55,789</b>							<b>55,789</b>

1	A	B	C	D	E	F	G	H	I	J	K
2	Description (Enter Whole Numbers Only)	Funct #	(100) Salaries	(200) Employee Benefits	(300) Purchased Services	(400) Supplies & Materials	(500) Capital Outlay	(600) Other Objects	(700) Non-Capitalized Equipment	(800) Termination Benefits	(900) Total
278	Other Support Services (Describe & Itemize)	2900									0
279	<b>Total Support Services</b>	<b>2000</b>		412,865							412,865
280	<b>COMMUNITY SERVICES (MR/SS)</b>	<b>3000</b>									0
281	<b>PAYMENTS TO OTHER DIST &amp; GOVT UNITS (MR/SS)</b>	<b>4000</b>									0
282	Payments for Regular Programs	4110									0
283	Payments for Special Education Programs	4120									0
284	Payments for CTE Programs	4140									0
285	<b>Total Payments to Other Dist &amp; Govt Units</b>	<b>4000</b>		0							0
286	<b>DEBT SERVICE (MR/SS)</b>	<b>5000</b>									0
287	Debt Service - Interest on Short-Term Debt										0
288	Tax Anticipation Warrants	5110									0
289	Tax Anticipation Notes	5120									0
290	Corporate Personal Prop Repl Tax Anticipation Notes	5130									0
291	State Aid Anticipation Certificates	5140									0
292	Other (Describe & Itemize)	5150									0
293	<b>Total Debt Service</b>	<b>5000</b>						0			0
294	<b>PROVISION FOR CONTINGENCIES (MR/SS)</b>	<b>6000</b>									0
295	<b>Total Direct Disbursements/Expenditures</b>			699,560				0			699,560
296	Excess (Deficiency) of Receipts/Revenues Over Disbursements/Expenditures										(48,843)
298	<b>60 - CAPITAL PROJECTS (CP)</b>										
299	<b>SUPPORT SERVICES (CP)</b>	<b>2000</b>									0
300	Support Services - Business										0
301	Facilities Acquisition & Construction Services	2530									0
302	Other Support Services (Describe & Itemize)	2900									0
303	<b>Total Support Services</b>	<b>2000</b>	0	0	0	0	0	0	0		0
304	<b>PAYMENTS TO OTHER DIST &amp; GOVT UNITS (CP)</b>	<b>4000</b>									0
305	Payments to Other Dist & Govt Units (In-State)										0
306	Payments to Regular Programs	4110									0
307	Payment for Special Education Programs	4120									0
308	Payment for CTE Programs	4140									0
309	Payments to Other Govt Units (In-State) (Describe & Itemize)	4190									0
310	<b>Total Payments to Other Districts &amp; Govt Units</b>	<b>4000</b>			0			0			0
311	<b>PROVISION FOR CONTINGENCIES (CP)</b>	<b>6000</b>									0
312	<b>Total Direct Disbursements/Expenditures</b>		0	0	0	0	0	0	0		0
313	Excess (Deficiency) of Receipts/Revenues Over Disbursements/Expenditures										0
315	<b>70 WORKING CASH FUND (WC)</b>										
317	<b>80 - TORT FUND (TF)</b>										
318	<b>SUPPORT SERVICES - GENERAL ADMINISTRATION</b>	<b>2000</b>									0
319	Claims Paid from Self Insurance Fund	2361									0
320	Workers' Compensation or Workers' Occupational Disease Act Payments	2362			84,500						84,500
321	Unemployment Insurance Payments	2363			20,000						20,000
322	Insurance Payments (regular or self-insurance)	2364			144,000						144,000
323	Risk Management and Claims Services Payments	2365									0
324	Judgment and Settlements	2366									0
325	Educational, Inspectional, Supervisory Services Related to Loss Prevention or Reduction	2367			90,000						90,000
326	Reciprocal Insurance Payments	2368			0						0
327	Legal Service	2369			20,000						20,000
328	Property Insurance (Building & Grounds)	2371									0
329	Vehicle Insurance (Transportation)	2372									0
330	<b>Total Support Services - General Administration</b>	<b>2000</b>	0	0	358,500	0	0	0	0		358,500



1	A	B	C	D	E	F	G	H	I	J	K
	Description (Enter Whole Numbers Only)	Funct #	(100) Salaries	(200) Employee Benefits	(300) Purchased Services	(400) Supplies & Materials	(500) Capital Outlay	(600) Other Objects	(700) Non-Capitalized Equipment	(800) Termination Benefits	(900) Total
331	<b>PAYMENTS TO OTHER DIST &amp; GOVT UNITS (TF)</b>	<b>4000</b>									
332	Payments for Regular Programs	4110									0
333	Payments for Special Education Programs	4120									0
334	<b>Total Payments to Other Dist &amp; Govt Units</b>	<b>4000</b>						0			0
335	<b>DEBT SERVICE (TF)</b>	<b>5000</b>									
336	Debt Service - Interest on Short-Term Debt										
337	Tax Anticipation Warrants	5110									0
338	Corporate Personal Property Replacement Tax Anticipation Notes	5130									0
339	Other Interest on Short-Term Debt <i>(Describe &amp; Itemize)</i>	5150									0
340	<b>Total Debt Service</b>	<b>5000</b>						0			0
341	<b>PROVISION FOR CONTINGENCIES (TF)</b>	<b>6000</b>									0
342	<b>Total Direct Disbursements/Expenditures</b>		0	0	358,500	0	0	0	0		358,500
343	<b>Excess (Deficiency) of Receipts/Revenues Over Disbursements/Expenditures</b>										312
345	<b>90 - FIRE PREVENTION &amp; SAFETY FUND (FP&amp;S)</b>										
346	<b>SUPPORT SERVICES (FP&amp;S)</b>	<b>2000</b>									
347	Support Services - Business										
348	Facilities Acquisition & Construction Services	2530			7,000		550,000				557,000
349	Operation & Maintenance of Plant Service	2540									0
350	<b>Total Support Services - Business</b>	<b>2500</b>	0	0	7,000	0	550,000	0	0		557,000
351	Other Support Services <i>(Describe &amp; Itemize)</i>	2900									0
352	<b>Total Support Services</b>	<b>2000</b>	0	0	7,000	0	550,000	0	0		557,000
353	<b>PAYMENTS TO OTHER DISTRICTS &amp; GOVT UNITS (FP&amp;S)</b>	<b>4000</b>									
354	Payments to Regular Programs	4110									0
355	Payments to Special Education Programs	4120									0
356	Other Payments to In-State Govt Units <i>(Describe &amp; Itemize)</i>	4190									0
357	<b>Total Payments to Other Districts &amp; Govt Units (FPS)</b>	<b>4000</b>						0			0
358	<b>DEBT SERVICE (FP&amp;S)</b>	<b>5000</b>									
359	Debt Service - Interest on Short-Term Debt										
360	Tax Anticipation Warrants	5110									0
361	Other Interest on Short-Term Debt <i>(Describe &amp; Itemize)</i>	5150									0
362	<b>Total Debt Service - Interest on Short-Term Debt</b>	<b>5100</b>						0			0
363	Debt Service - Interest on Long-Term Debt	5200									0
364	Debt Service - Payments of Principal on Long-Term Debt <sup>15</sup> <i>(Lease/Purchase Principal Retired)</i>	5300									0
365	<b>Total Debt Service</b>	<b>5000</b>						0			0
366	<b>PROVISIONS FOR CONTINGENCIES (FP&amp;S)</b>	<b>6000</b>									0
367	<b>Total Direct Disbursements/Expenditures</b>		0	0	7,000	0	550,000	0	0		557,000
368	<b>Excess (Deficiency) of Receipts/Revenues Over Disbursements/Expenditures</b>										(430,740)